



Thirteenth Annual Congress of
**THE EGYPTIAN SOCIETY
FOR THE GLAUCOMAS**

10-11 October, 2013

Le Méridien Hotel, Heliopolis, Cairo, Egypt




Scientific Program

www.glaucoma-egypt.org
www.esg-conferences.com

Designed by
R&M Solutions
www.rmsolutions.net



 **LUMIGAN**[®]





GANfort[®]
(bimatoprost/timolol ophthalmic solution) 0.03%/0.5%



Welcome

Dear Colleagues,

On behalf of the board members of the Egyptian Society for the Glaucomas (ESG) , I welcome you all to the 13th Annual meeting of the society.



This year, the meeting is held while Egypt is passing through a critical period. It took a lot of effort for all of us to concentrate on our practice and research during these hard times. Even attending the meeting needs extra mental and physical efforts.

Hope that this year meeting will be fruitful for all of us; and may Allah grant Egypt a peaceful and safe future.

Sincerely,
President of the ESG,
Dr. Adel Abdelshafik



Founders of the ESG

Honorary President of the ESG,
Mohamed ABDALLA

Honorary Vice President of the ESG,
Nabeel SABRI

Members of Board

President
Adel ABDELSHAFIK

Vice President
Ayman EL-SHIATY

Secretary
Moustafa NASSAR

Treasurer
Adel ABDELRAZIK

Members*:
Gamal ABDELLATIF
Ahmed ABOULEINEIN
Abdallah EL-SAWY
Laila HAMOUDA
Taha LABIB
Ali KHALIFA
Ahmed KHALIL
Tharwat MOKBEEEL
Zeinab OSMAN

*alphabetical order

Organizing Committee

Adel ABDELSHAFIK
Adel ABDELRAZIK
Ahmed ABOULEINEIN
Ahmed KHALIL

Ayman EL-SHIATY
Laila HAMOUDA
Moustafa NASSAR

*alphabetical order

Audiovisual Instructions

Congress halls will be equipped with:

A laptop with Microsoft Windows 8 & Microsoft Office 2013.

Internet access will NOT be available inside the meeting rooms.

To ensure that the meeting progresses smoothly, please follow the following instructions:

- All presentations should be recorded on a USB flash memory (preferred) or CD-R.
- Please save presentations in PowerPoint 2007 or later format for PC.
- Upload your presentation early to the Audiovisual Center (RM Solutions) as we will upload the presentations to our systems before the sessions by one hour.
- No personal laptops are permitted for presentations.
- In case you have problems with your presentation(s), please do not hesitate to contact the IT support team (RM Solutions).

Instructions for Chairpersons:

- Please attend the session rooms 10 minutes prior to the beginning of time of the sessions you chair.
- Please introduce the speaker, state the presentation title for each speaker and remind him/her of the duration of his presentation.

Audiovisual and Registration



R&M Solutions
Information Technology Support

Address: Albert El Awal Street, Smouha, Alexandria, Egypt.

Barons Towers, Building #1, Flat #204

Phone: +203-4297928, +203-4265828

FAX: +203-4297946

Mobile: +2012-23925628

E-mail: drmagedkassem@gmail.com

Web: www.rmsolutions.net

GENERAL INFORMATION

Registration:

Registration fees for Non Egyptian: 100 USD

Registration fees for Members of ESG: 20 L.E.
(already covering membership fees of previous years).

Registration fees for Non-ESG members: 100 L.E.
(Registration fees covers attending the scientific sessions, coffee breaks tickets).

Lunch:

ESG Members: 40 L.E.

Non-ESG Members: 100 L.E.

Gala Dinner:

Gala Dinner Tickets: 70 L.E.

Early reservation is necessary





Scientific Program



THURSDAY

10 October, 2013

- 09:30-12:00 **Instruction Courses I** - Diagnosis
- 12:00-12:30 Coffee Break
- 12:30-14:00 **Symposium I**, Management
- 14:00-14:30 Alcon Lecture
- 14:30-15:30 Lunch
- 15:30-16:00 Allergan Lecture
- 16:00-17:30 **Symposium II** - Lasers

FRIDAY

11 October, 2013

- 09:30-11:45 **Instruction Courses II** - Management
- 11:45-14:00 Gomaa Prayer & Lunch
- 14:00-16:00 **Symposium III** - Surgery
- 16:00-17:30 **Symposium IV**
Paediatric Glaucoma

09:30 – 12:00

Instruction Courses I. Glaucoma Diagnosis

09:30-10:00| IOP
A. Abouleinein
H. Eisa

10:00-10:45| Gonioscopy
A. Abdelshafik
A. Saleh
H. Gharib

10:45-11:15| Optic Disc
A. Khalifa
A. Abouleinein

11:15-12:00| Optic Disc
Imaging
L. Hamouda
K. Raafat
A. Ismail

12:00 - 12:30
Coffee Break



THURSDAY
10 October, 2013

12:30 - 14:00

Symposia I Glaucoma Management

Chairpersons: Moh. Mahmoud AbdelKader,
AbdelRahman ElSebai, Ihab Elewa

12:30-12:45 Fluid Dynamics in Glaucoma
Taha Labib

12:45-13:00 Colour vision deficiency in glaucoma
Moustafa Nassar

13:00-13:15 Study of the Diurnal Variation
of the Intraocular Pressure.
Marwa A. Fouly

13:15-13:30 Idiopathic Elevated Episcleral Venous
Pressure with Secondary Open
Angle Glaucoma.
Tarek Ragaiey

13:30-13:45 Update in gene therapy in glaucoma
Moustafa Nassar

13:45-14:00 Can UBM examination of glaucoma
bleb predict outcome of needling
procedure?
Adel Abdelshafik

14:00-14:30 Alcon Lecture

Alcon
a Novartis company

14:30 - 15:30
LUNCH

Sponsored by

Alcon
a Novartis company

15:30-16:00 Allergan Lecture



16:00 -17:30

Symposia II

Lasers in Glaucoma

Chairpersons: Tarek ElBromboly, EzzEldin Galal,
Ahmed Mostafa

16:00-16:15 Overview of lasers interactions,
indications, and techniques.

Tarek Eid

16:15-16:30 Laser iridotomy

Ahmed Hossam

16:30-16:45 Selective Laser Trabeculoplasty

Ahmed Mostafa Abdelrahman

16:45-17:00 Miscellaneous Laser Procedures in Glaucoma.

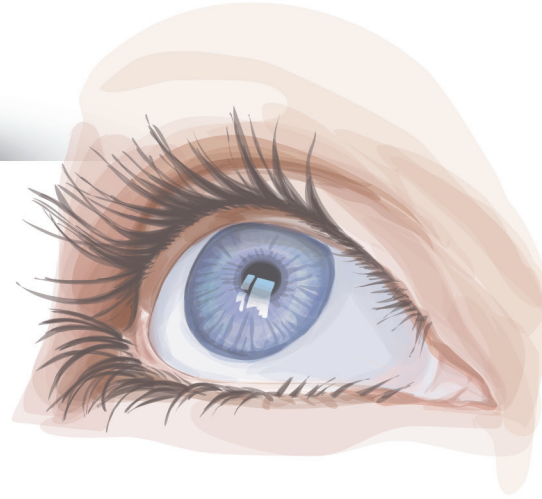
Yasmine El- Sayed

17:00-17:15 Diode laser cyclophotocoagulation for resistant glaucoma

Abdullatif Siam

17:15-17:30 Evaluation of Trans-scleral Diode Cyclophotocoagulation in
the Management of Refractory Cases of Pediatric Glaucoma.

Ahmad Khalil



Systeme[®]

LUBRICATING EYE DROPS



**Two presentations,
the same long-lasting results**

- Long-lasting relief
- Ocular surface protection
- Patients' preferred choice

Now available in 30 preservative-free unitdoses



Thanks again, Doctor!

Start with Systeme[®]
Stay with Systeme[®]

Alcon

© 2013 Novartis

Full prescribing information is available from
Alcon Pharmaceuticals
Egypt Scientific Office
13C, Ahmed Kamel St., From El Laselky St., New Maadi, Egypt
P.O. Box 517 / Code 11728
T +2 02 270 57 510
www.alcon.com

09:00 – 11:45

Instruction Courses II. Glaucoma Management

09:00-9:45| **Perimetry**
M. Nassar
F. Wagdi
M. Sami

09:45-10:15| **Update on Medical
Therapy of Glaucoma**
H. Eisa
MF. Kamel

10:15-11:00| **Trabeculectomy**
A. Abdelshafik
A. Abouleinein
A. Saleh

11:00-11:45| **Glaucoma in the
Infants**
A. Khalil
M. El-Sada
H. ElHilaly

11:45 - 14:00
**Gomaa Prayer
& LUNCH**

Sponsored by

 **ALLERGAN**



FRIDAY

11 October, 2013

14:00 -16:00

Symposia III **Glaucoma Surgery**

**Chairpersons: Taher Gamal Eldin, Hoda ElSobki,
Saeed Shalaby**

14:00-14:15 **Tailoring Decision and Steps of My
Glaucoma Surgery**
Ahmad Khalil

14:15-14:30 **Challenging blebs**
Yasmin ElSayed

14:30-14:45 **Schlemm's Canal Surgery**
Saeed Shalaby

14:45-15:00 **Deep Sclerectomy with insertion of
a 5/0 prolene thread inside Schlemm's
canal (Prolene Canalostenting).**
Ahmed Mostafa Abdelrahman

15:00-15:15 **High Frequency Deep
Sclerotomy Ab interno**
Tharwat Mokbel

15:15-15:30 **Role of Cataract Surgery
in Management of Glaucoma.**
Ahmed Hosam

15:30-15:45 **Phaco-Trabeculectomy;
the Combined Separate Approach
for Managing Co-existing
Cataract & Glaucoma. (Video)**
Ahmad Khalil

15:45-16:00 **Discussion**



16:00 -17:30

Symposia IV **Pediatric Glaucoma**

Chairpersons: Mostafa Bahgat, Saad Rashad, Nihal Al Shakankiry

16:00-16:15 **How to perform a glaucoma-less pediatric cataract surgery**
Nihal Al Shakankiry

16:15-16:30 **Glaucoma After Pediatric Cataract Surgery – Management Tips**
Nader Bayoumi

16:30-16:45 **3-years Post-operative Results of Modified Trabeculotomy in the Management of Infants with Early-Onset Developmental Glaucoma (A 12-years extended series)**
Ahmad Khalil

16:45-17:00 **Combined techniques in paediatric glaucoma.**
Ahmed Mostafa Abdelrahman

17:00-17:15 **Trabeculectomy with collagen matrix implantation versus trabeculectomy with mitomycin C application for treatment of primary congenital glaucoma**
Mohamed Iqbal Hafez

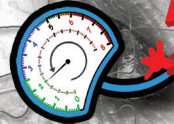

17:15-17:30 **Discussion**



Alphanova Plus

Brimonidine 0.2% / Timolol 0.5%

Integrity...



Strength...



Neuro - protection added value

Powerful reduction in IOP

Greater tolerability than DTFC

High patient's compliance by less dose application

Abbreviated Prescribing Information:

Alphanova Plus
Anti-glaucoma eye drops

1. **WHAT ALPHANOVA PLUS IS AND WHAT IT IS USED FOR:** Alphanova plus is an eye drop that is used to control glaucoma. It contains two different medicines (brimonidine and timolol) that both reduce high pressure in the eye. Brimonidine belongs to a group of medicines called alpha-2 adrenergic receptor agonists. Timolol belongs to a group of medicines called beta-blockers. Alphanova plus is prescribed to reduce high pressure in the eye when beta-blocker eye drops used alone are not enough. 2. **BEFORE YOU USE ALPHANOVA PLUS CONSIDER THE FOLLOWING:** Do not use Alphanovaplus: if you are allergic (hypersensitive) to brimonidine tartrate, timolol or any of the other ingredients of Alphanova Plus. Pregnancy and breast-feeding: Ask your doctor or pharmacist for advice before taking any medicine. Tell your doctor if you are pregnant or planning to become pregnant. Alphanova plus should not be used during pregnancy unless your doctor still recommends it. Alphanova plus should not be used if you are breast-feeding. 3. **HOW TO USE ALPHANOVA PLUS:** Alphanova Plus must not be used in infants below 2 years of age. The usual dose is one drop of Alphanova plus, twice a day about 12 hours apart. Do not change the dose or stop taking it without speaking to your doctor. 4. **POSSIBLE SIDE EFFECTS:** Very Common: Eye redness or burning. Common: Stinging, an allergic reaction in the eye or on the skin around the eye, small breaks in the surface of the eye (with or without inflammation); high blood pressure, swelling and redness of the eyelid, irritation or a feeling of something in the eye, depression, headache, itching of the eye and eyelid, blurred vision, sleepiness and dry mouth. 5. **HOW TO STORE ALPHANOVA PLUS:** Keep out of the reach and sight of children. Store at temperature not exceeding 30°C. Keep the bottle in the outer carton to protect it from light. You should only use one bottle at a time. 6. **FURTHER INFORMATION:** What Alphanova plus contains: The active substances are brimonidine tartrate and timolol. One ml. of solution contains 2 mg of brimonidine tartrate and 6.8 mg timolol maleate equivalent to 5 mg of timolol. The other ingredients are benzalkonium chloride (a preservative), Sodium dihydrogen phosphate dihydrate, Anhydrous Disodium Hydrogen phosphate and water for injection. What Alphanova plus looks like and contents of the pack: Alphanova plus is a clear, greenish-yellow eye drop solution in a plastic bottle with a screw-cap. Each bottle contains 5 ml of solution. Storage: Store at temperature not exceeding 30°C. After opening store at room temperature, not be used after 30 days. Note: Please refer to full prescribing information.



See You

*Next
Year*



2014

Sponsors



Less Discomfort.
Patient Preferred¹.



AZARGA

(brinzolamide 10mg/ml+timolol 5mg/ml) eyedrops, suspension

A more comfortable way to lower IOP.

Alcon

© 2013 Novartis

ARG115014M

References: 1. Lenz I, Riber T. Efficacy and tolerability of the fixed combination of brinzolamide 1% and timolol 0.5% in daily practice. *Clinical Ophthalmology*. 2011;5:1-8.

A different class in the treatment of glaucoma



Alphagan P
(brimonidine tartrate ophthalmic solution) 0.15%

The difference is clear

First choice for patients with low-tension glaucoma to slow rate of progression



COMBIGAN® – a different class of treatment

An effective adjunct for Maximal Medical Therapy*

 **Combigan**
(brimonidine tartrate/bimatoprost ophthalmic solution) 0.2%/0.15%